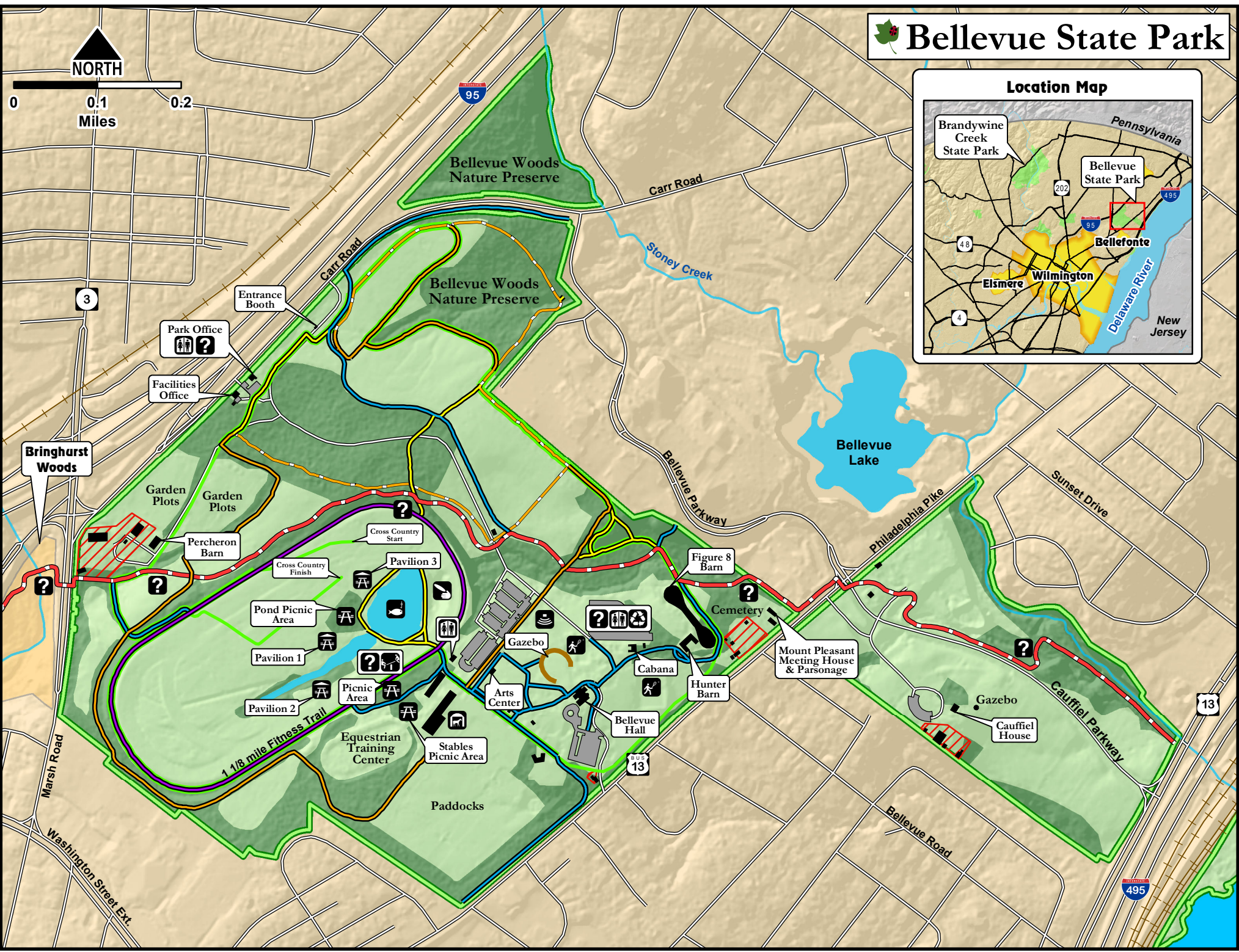
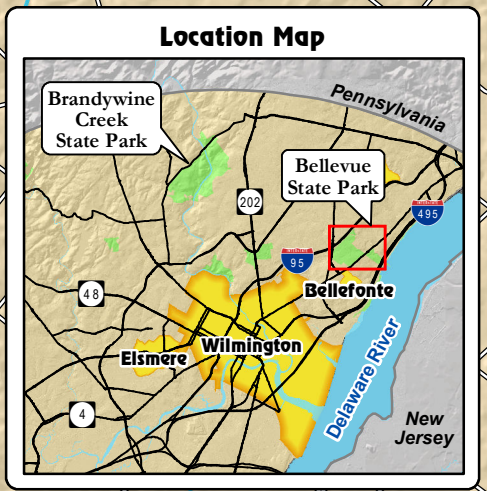


# Bellevue State Park





# Bellevue State Park

## Legend

- |   |   |  |
|---|---|--|
|  State Park Land    |  Information     |  Stables          |
|  Forested Park Land |  Restrooms       |  Recycling Center |
|  County Park Land   |  Picnic Pavilion |  Hiking           |
|  Restricted Area    |  Picnic Area     |  Biking           |
|  Water              |  Amphitheater    |  Cross Country    |
|  Building           |  Disc Golf       |  Horseback Riding |
|  Parking            |  Fishing         |  |
|  Municipalities     |  Playground      |  |
|  Rose Garden        |  Tennis Courts   |  |
|  Roads              |   |  |
|  Railroad           |   |  |
- Updated: March 2015



## Contact Information




















800 Carr Road, Wilmington DE 19809  
 Park Office: (302) 761-6963  
 Arts Center: (302) 793-3046  
 Events Facilities: (302) 761-6952  
[www.destateparks.com](http://www.destateparks.com)



**Department of Natural Resources  
 and Environmental Control  
 Division of Parks and Recreation**




## Trails and Permitted Uses

- |  |   |   |   |
|--|---|---|---|
|  Equestrian Trail (3.0 mi.)                           |   |  Cross Country Course  |    |
|  Nature Preserve Trail/<br>Equestrian Trail (1.2 mi.) |   |  Paved   |   |
|  Northern Delaware<br>Greenway Trail (5.9 mi.)        |   |  Unpaved   |    |
|  Oval Track (1.2 mi.)                                 |   | Please visit our website for the latest horseback riding guidelines and trail access schedule at:<br><a href="http://www.destateparks.com/activities/trails/horseback/">www.destateparks.com/activities/trails/horseback/</a> |   |


## Trail Descriptions

### Equestrian Trail

Trail Width	Surface Type	Trail Grade	Accessible
Avg 8 Feet Min 6 Feet	Packed Earth	Avg 3% Max 12%	 - No


Hike or ride horseback on the Equestrian Trail and experience many areas within Bellevue State Park. Trail users will travel through the Bellevue Woods Nature Preserve, and pass the garden plots, the Percheron Barn, the Equestrian Training Center and the Arts Center.

### Nature Preserve Trail

Trail Width	Surface Type	Trail Grade	Accessible
Avg 8 Feet Min 6 Feet	Packed Earth	Avg 3% Max 12%	 - No


Beginning near the entrance booth, this trail follows a portion of the Equestrian Trail through the Bellevue Woods Nature Preserve, over a small creek, and along the edge of a large meadow before ending at the Park Office.

### Northern Delaware Greenway Trail

Trail Width	Surface Type	Trail Grade	Accessible
Avg 8 Feet Min 5 Feet	Paved Crushed Stone	Avg 3% Max 16%	 - Yes

This shared-use trail spans parts of northern New Castle County with portions traversing several state and county parks. From the Cauffiel House, catch panoramic views of the Delaware River and Fox Point State Park. Follow the trail as it passes historic Mount Pleasant Meeting House and Parsonage and winds through wooded areas, fields, and over brooks.

### Oval Track

Trail Width	Surface Type	Trail Grade	Accessible
Avg 25 Feet Min 15 Feet	Crushed Stone	Avg <1% Max 4%	 - Yes

This former horse track is now a popular walking and biking oval. Today, the track includes stations that prompt workout enthusiasts to fitness and stretching exercises.